


Year R Spring 2 – Half Termly Overview

Light and Dark

an interest based learning project for EYFS children

This topic provides ideas for stimulating children’s curiosity, interest, understanding, knowledge and imagination about Light and Dark. .



Subject	Focus
Communication and Language	Listen with enjoyment and respond to stories. Retell familiar stories, Can't You Sleep Little Bear- Martin Wadell, Owl Babies- Martin Wadell. Laura's Star – Klaus Baumgart. The Lighthouse Keeper's Lunch – Ronda and David Armitage. Role play. Show and Tell. Interact with other children taking turns in conversation.
Literacy	Reading: Core Reading Scheme – Oxford Reading Tree Phonics Programme – Letters and Sounds Phonics- Phase 3- letters, sounds and formation: digraphs; zz, qu,sh, th ch, ng,ai,ee, oa. Practice blending for reading and segmenting for spelling. Tricky words: he, we, me, be, will, was, are, you, this, that them, then, with, they, see, my, look for, too, now, down, she, her. Write simple sentences. Capital letters. Begin to read and write captions.
Mathematics	Compare two weights, using direct comparison use language heavier and lighter. Order two or three items by length or height. Use everyday language related to time.
Physical Development	Gym – Direction, travel and balance using apparatus. Move with confidence, imagination and in safety. Show an awareness of space.
Personal, Social and Emotional Development	Think about our own fears: being afraid of the dark. Respond to significant experiences showing a range of feelings when appropriate.

Subject	Focus
Understanding the World	Investigate objects and materials by using senses where appropriate. Explore light sources, look for dark areas. Why do we have shadows? When do we have shadows?
Expressive Art and Design	Mix paints making them lighter and darker. Explore colour and textures. Make shadow puppets. Create silhouettes.

Joy and Sorrow

This half term the children in the Reception class will be learning about joy and sorrow. They will begin to understand that we are capable of hurting others and that we should always try to be kind to each other. They will learn that we can say sorry when we hurt someone but we need to ask Jesus to help us to do this. They will also begin to learn that Jesus forgave those who hurt him and know that we can forgive other people when they hurt us.


























At home




























You could help your children by:

- talking to them about what makes them happy
- talking to them about how they can be kind to other people
- reminding them to say please and thank you and to say sorry when it is appropriate






















Phase 2 Sound Mat

a 	b 	c 	ck 	d 	e 	f 	ff 
g 	h 	i 	k 	l 	ll 	m 	n 
o 	p 	r 	s 	ss 	t 	u 	

Phase 3 Sound Mat

ai 	air 	ar 	ch 	ear 	ee 	er 	igh 
j 	ng 	oa 	oi 	oo 	oo 	or 	ow 
qu 	sh 	th 	ur 	ure 	v 	w 	x 
y 	z 	zz 					

Phase 5 Sound Mat

ay 	ou 	ie 	ea 	oy 	ir 	ue 	ue 
aw 	wh 	ph 	ew 	ew 	oe 	au 	ey 
a-e 	e-e 	i-e 	o-e 	u-e 	u-e 